



National Marine Manufacturers Association

nmma.org

ECONOMIC SIGNIFICANCE OF RECREATIONAL BOATING IN INDIANA

CONGRESSIONAL DISTRICT 1

Number of Recreational Boats*	22,250
Recreational Boating Industry Businesses	44
Total Jobs	1,785
Annual Recreational Boating-Related Spending	\$95.9 MILLION




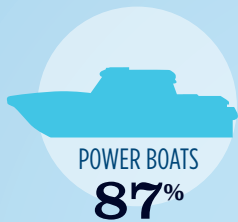
RECREATIONAL BOATS IN IN-1

TOTAL BOATS* ▶ 22,250

REGISTERED BOATS 22,250

Power boats	19,349
PWCs	2,520
Sailboats	337
Other Boats	44

HOUSEHOLDS PER BOAT 12.3

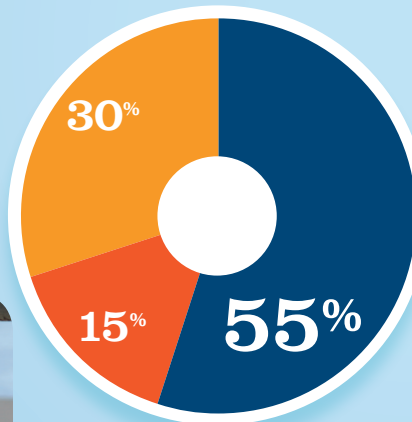


* Total boats are registered boats as reported by states to the USCG.

RECREATIONAL BOATING CREATES JOBS IN IN-1

TOTAL BOATING JOBS ▶ 305

Boat Building	-
Motor / Engine Mfr.	-
Accessory / Supplies Mfr.	92
Dealers / Wholesalers	45
Boat Services	168



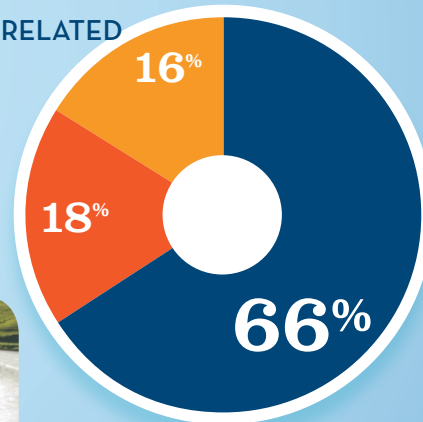
BOAT BUILDING † DLRS/WHOLESALERS
MOTOR/ENG. MFR. † BOAT SERVICES
ACC./SUPPLIES MFR. † 0%



RECREATIONAL BOATING-RELATED BUSINESSES IN IN-1

TOTAL BUSINESSES ▶ 44

Boat Building	-
Motor / Engine Mfr.	-
Accessory / Supplies Mfr.	7
Dealers / Wholesalers	8
Boat Services	29



BOAT BUILDING † DLRS/WHOLESALERS
MOTOR/ENG. MFR. † BOAT SERVICES
ACC./SUPPLIES MFR. † 0%



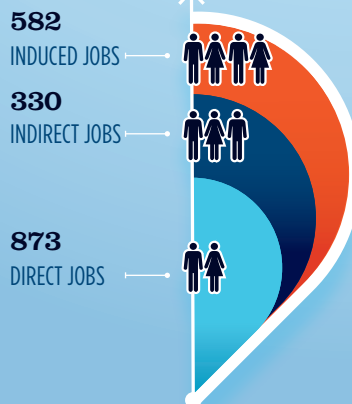
ESTIMATED JOBS IMPACT OF RECREATIONAL BOATING-RELATED SPENDING IN IN-1

EST. TOTAL JOBS ▶ 1,785

MILLIONS

EST. TOTAL LABOR INCOME \$74.0

Est. Direct Income	\$30.0
Est. Indirect Income	\$18.5
Est. Induced Income	\$25.5

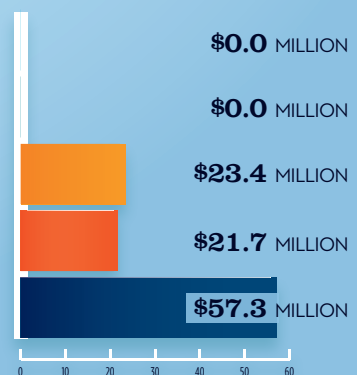


RECREATIONAL BOATING INDUSTRY SALES IN IN-1

Boat Building	\$0.0
Motor / Engine Mfr.	\$0.0
Accessory / Supplies Mfr.	\$23.4
TOTAL MFR. SALES	\$23.4

Dealers / Wholesalers	\$21.7
Boat Services	\$57.3
TOTAL RETAIL & SERVICES SALES	\$79.0

BOAT BUILDING DLRS/WHOLESALERS
MOTOR/ENG. MFR. BOAT SERVICES
ACC./SUPPLIES MFR.



Source: NMMA's Center of Knowledge; Recreational Marine Research Center at Michigan State University